

Type-20 – Source Representation Type-21 – Associated Context

2nd Workshop for ANSI/NIST-ITL 1-2011
March 1-3, 2011

noblis[®]

Charter

- Consensus was reached that the “Original Image Record” should be included in the final draft of the standard
- There was considerable discussion about the extent of what should be included and specified in the record
- Working Group was established to finalize the content of this record type

Membership

- Ben Bavarian
- Kevin Brady
- Kevin Bullman
- Don D'Amato
- Patrick Grother
- Austin Hicklin
- Scott Hills
- Eric Kukula
- Rick Lazarick
- John Mayer-Splain
- Mike McCabe
- Ramon Reyes
- Adam Rosefsky
- Timo Ruhland
- Charlie Schaeffer
- Scott Swann
- Richard Vorder Bruegge
- Brad Wing
- Kimberly Woods
- Matt Young



About the Source Representation...

- It's NOT specifically for automated recognition...
 - It is a record of how the original source was processed to provide the biometric image or sample in another Record Type
- It solves someone else s problem...
 - What enhancements or processes were performed on the biometric image or sample?
 - From where did this biometric image or sample originate?
- Examples in this slide deck:
 - Are for illustrative purposes and do not represent actual case work



About the Associated Context...

- It does NOT contain information used to derive biometric information contained in other records; Record Type-20 serves that function
- Record Type-21 may be used to convey contextual information, such as an image of the area where latent fingerprints were captured
- Examples:
 - Crime scene photo
 - Audio recording of Miranda rights
 - ???



Type-10 Face Image

- Start with a group image
- Segment subject's face
- End result:
 - Type-20 Source Representation
 - Type-10 Face Image



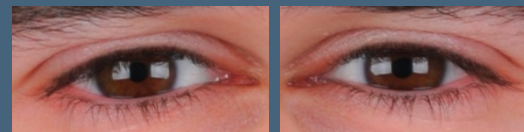

Type-10 Face Image

- Start with a group of images
- Fuse the images into a single 2D face image
- End result:
 - Type-20 Source Representations
 - Type-10 Face Image




Type-17 Iris Images

- Start with a face image
- Segment the subject's right eye
- Segment the subject's left eye
- End result:
 - Type-20 Source Representation
 - 2 Type-17 Iris Images



Type-13 Latent Images

- Start with a context photo
- Capture source photo and link it to the context photo
- Segment, rescale and grayscale first latent fingerprint
- Segment, rescale and grayscale second latent fingerprint
- End result:
 - Type-21 Associated context
 - Type-20 Source representation
 - 2 Type-13 Latent Images



CALL FOR VOLUNTEERS



Questions?

John Mayer-Splain

john.mayer-splain@noblis.org

(703) 610-2712

noblis™
For the best of reasons