



Ten Print Flat Live Scan Requirements

Bureau of Consular Affairs

Consular Systems Division

Topics

- **DoS Bio-Visa Goals**
- **CA Challenges Illustrations**
- **10 Print Scanner Requirements**
 - **Ten Print Flat Capture**
 - **Two Print Flat Verification**

DoS Bio-VISA Goals



CA Challenges



Ten Print Flat Capture


Ten Print - Confirm Left Slap Finger Locations



Left Ring (1)



Left Middle (1)



Left Index (2)



Left Little (2)



Left Hand - Four Fingers Right Hand - Four Fingers Two Thumbs

Three panels showing the left hand, right hand, and two thumbs. Each panel displays a set of fingerprints. The left hand and right hand panels show four fingers each, and the two thumbs panel shows two thumbs. The status for each panel is 'Captured'.

Capture Left Slap Capture Right Slap Capture Thumbs

Status: Captured Status: Captured Status: Captured

Slap Quality - Good Slap Quality - Good Slap Quality - Moderate

5 4 3 2 1 5 4 3 2 1 5 4 3 2 1

Capture

Re-Initialize

Adjust Contrast

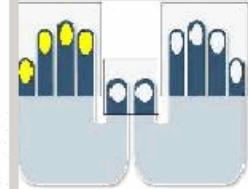
Accept Image

Update Scores

Annotate

Reject Image

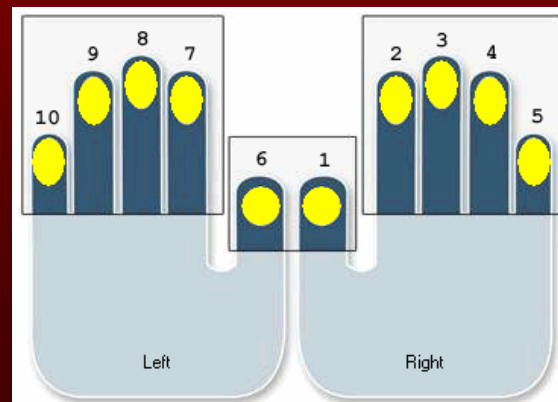

Cancel



Score

- 1 = Excellent
- 2 = Very Good
- 3 = Good
- 4 = Fair
- 5 = Poor

Two Print Flat Verification



Consular Affairs

10-Print Deployment Manager: Ted Halstead

E-mail: halsteadtw@state.gov