




Biometric Quality

The push towards zero error biometrics

IBPC 2016
May 4, 2016

Elham Tabassi, Pat Flanagan, Greg Fiumara (NIST)
Christoph Busch + Martin Olsen (HAD), Oliver Bausinger (BSI), Timo
Ruhland + Christopher Schiel (BKA), Alexander Nouak + Olaf
Henniger (IGD), Johannes Merkle + Michael Schwaiger (SEC)
Carol Nowacki, Adam Day, Marc Colosimo (MITRE)

Public Release



[NIST Time](#) | [NIST Home](#) | [About NIST](#) | [Contact](#)

Information Technology Laboratory

[About ITL](#) ▾ | [Publications](#) | [Topic/Subject Areas](#) ▾ | [Products/Services](#) ▾ | [News/Multimedia](#)

[NIST Home](#) > [ITL](#) > [Information Access Division](#) > [Image Group](#) > [Development of NFIQ 2.0](#)

Development of NFIQ 2.0

April 28, 2016:

- [Download source code](#)
- [Documentation](#)
- Build steps (on CentOS 6):


```

tar xf NFIQ2.tar.gz
cd NFIQ2/libOpenCV && cmake -D CMAKE_MAKE_PROGRAM=
make ../OpenCV/make opencv_core opencv_ts opencv_imgproc
opencv_highgui opencv_flann opencv_features2d opencv_calib3d opencv_ml
opencv_video opencv_objdetect opencv_contrib opencv_nonfree opencv_gpu
opencv_photo opencv_stitching opencv_videostab
cd ../NFIQ2 && make && cd .. □

```
- Run:


```

export LD_LIBRARY_PATH=$PWD/libOpenCV/lib
./NFIQ2/bin/NFIQ2

```

The command line tool compute the NFIQ 2.0 quality score, and optionally outputs the individual quality feature values for an input fingerprint image. Alternatively, the tool can be used in a batch mode, allowing to compute the NFIQ 2.0 quality scores (and optionally the individual quality feature values) for a list of fingerprint images by a single invocation. □
- Compliance Test:


```

cd complianceTestSet
./run_nfiq2_complianceTest.csh

```

Compliance test is successful if you see the below message

Files my_nfiq_numbers.txt and compliance Test_NFIQ2_scores.csv are identical □

http://www.nist.gov/itl/iad/ig/development_nfiq_2.cfm

It will be on github soon.

NFIQ 2.0 Community

Team Members

- » NIST (US)
- » BSI (Germany)
- » BKA (Germany)
- » Fraunhofer IGD
- » MITRE (US)
- » Hochschule Darmstadt / CASED
- » Secunet Security Networks AG
- » NFIQ 2.0 Participants
- » *...and the whole biometrics community*

Sponsors



Homeland
Security

Science and Technology




Federal Office
for Information Security




Bundeskriminalamt


NIST Fingerprint Image Quality (NFIQ)




NFIQ1.0



quality
number = 5



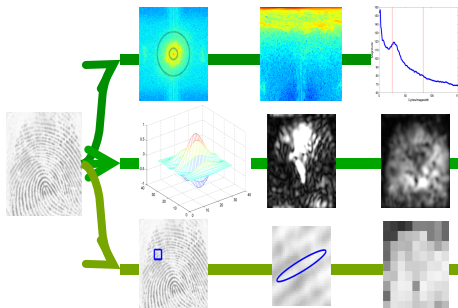
NFIQ2.0



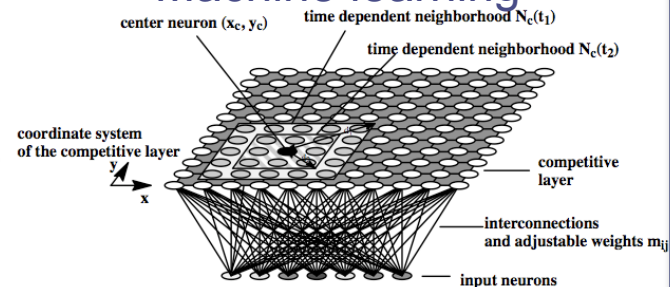
quality
number = [0, 100]

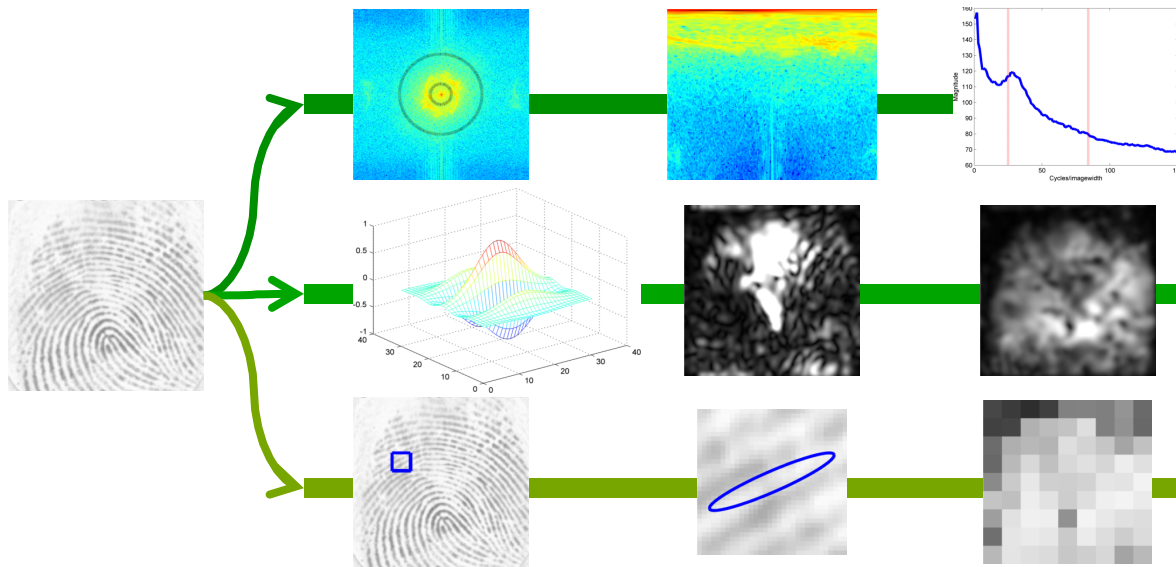


Feature Extraction



Machine learning





NFIQ 2.0 FEATURES

NFIQ 1.0 features

Recommended Features in ISO/IEC 29794-4:2009 + our modifications

Surveyed literature + our modifications


Open source FingerJetFx minutiae extractor

Feature selection

Predictive power of each feature

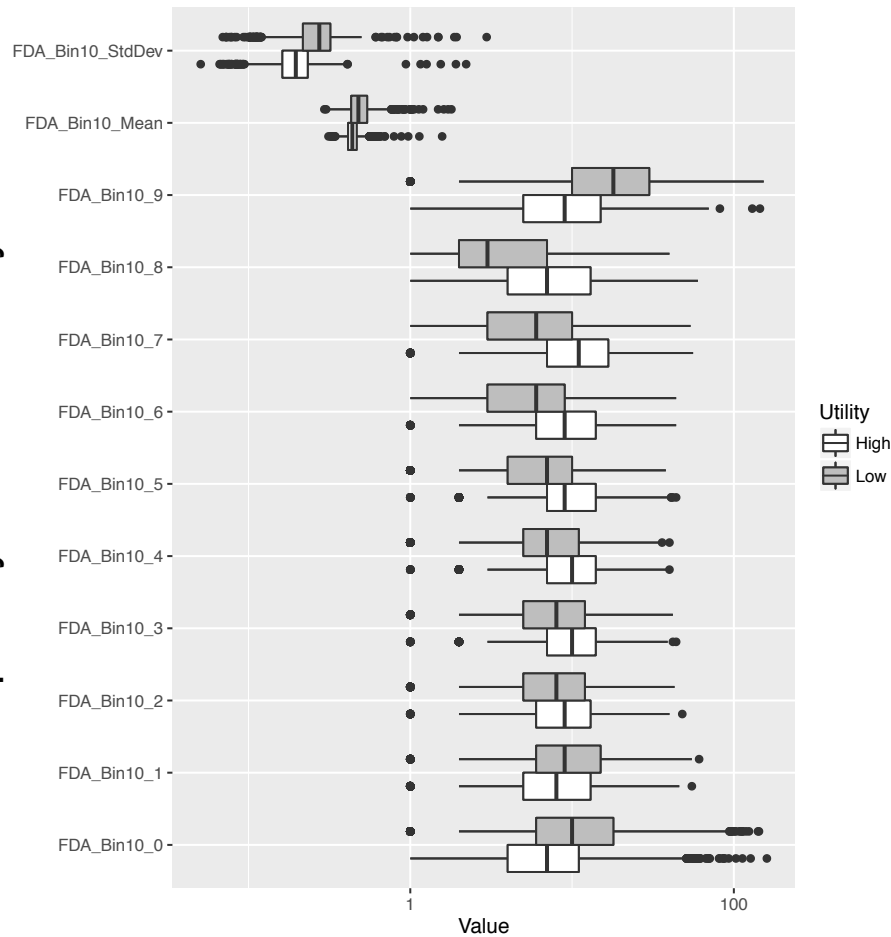
Correlations among features

Random Forest variable importance

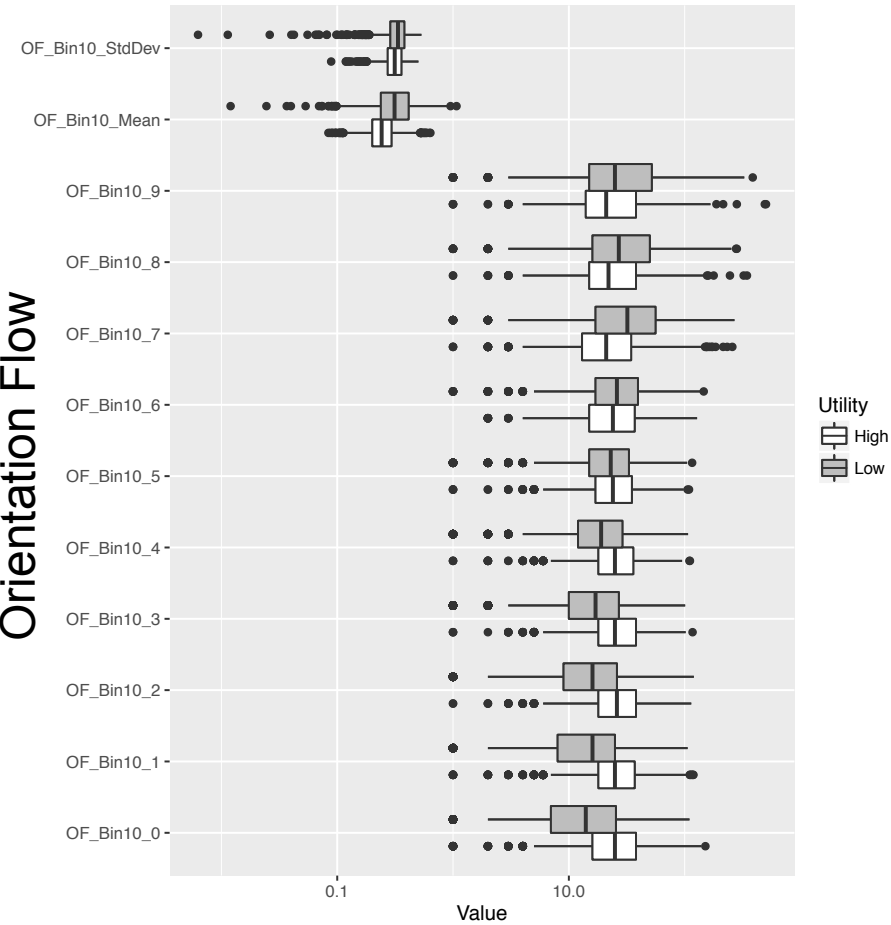


NFIQ 2.0 Features

Frequency Domain Analysis

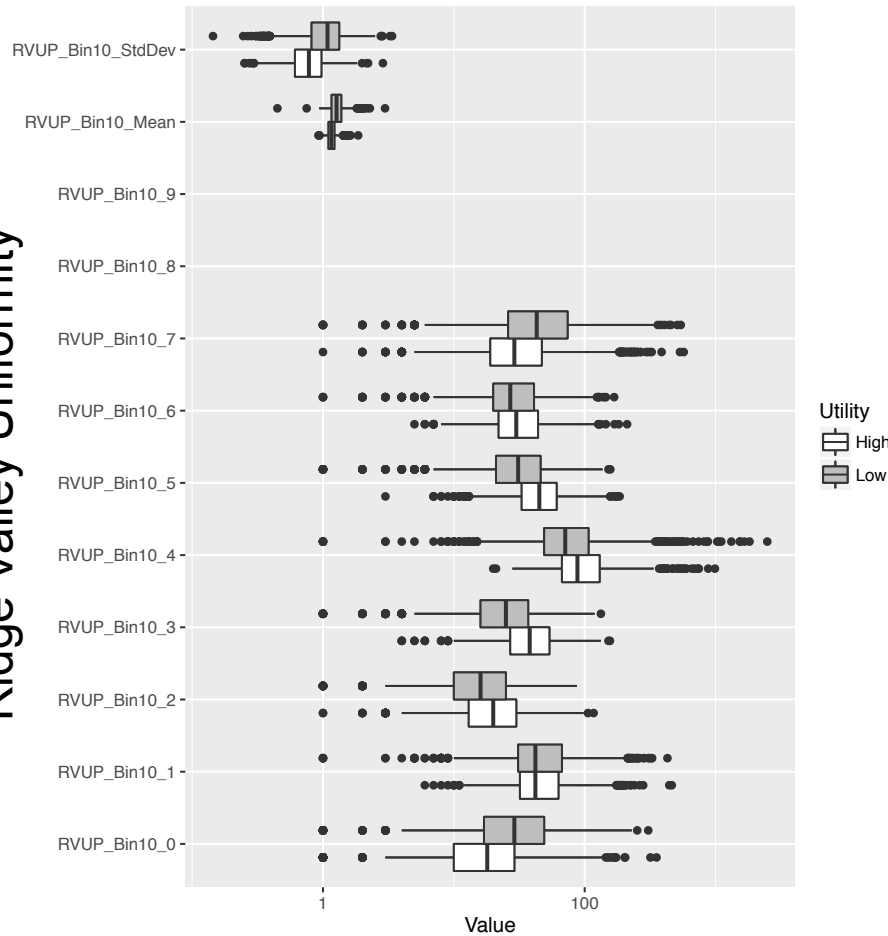


Orientation Flow

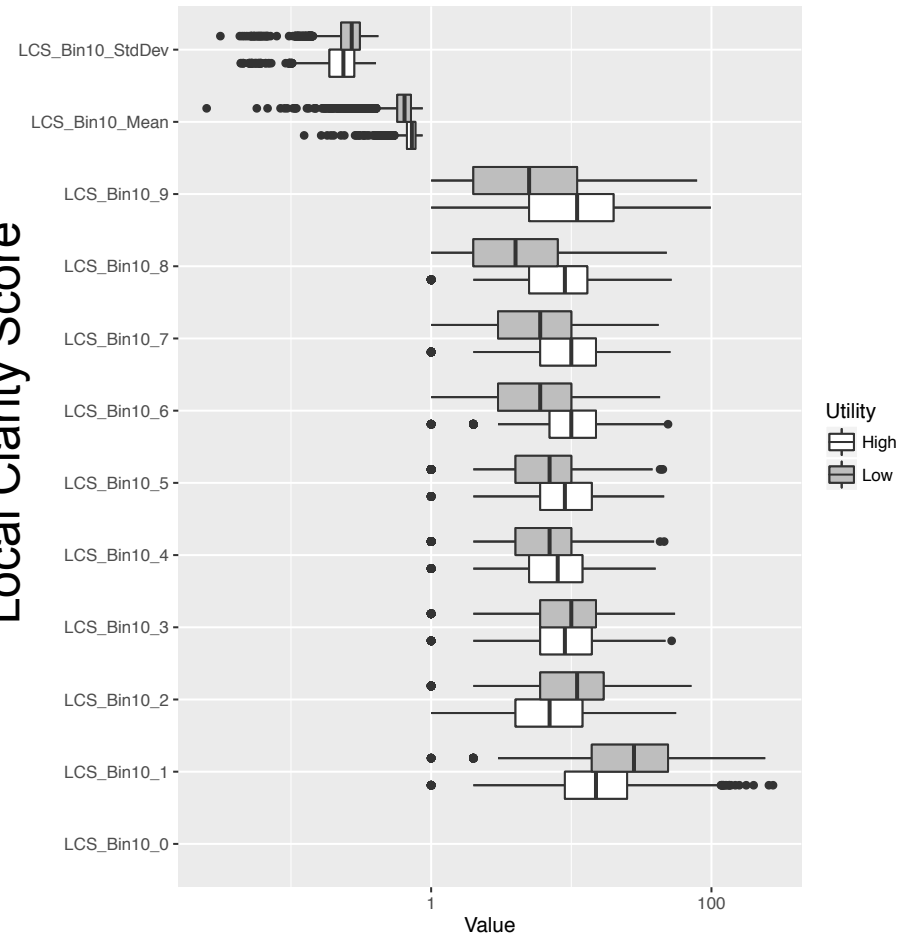


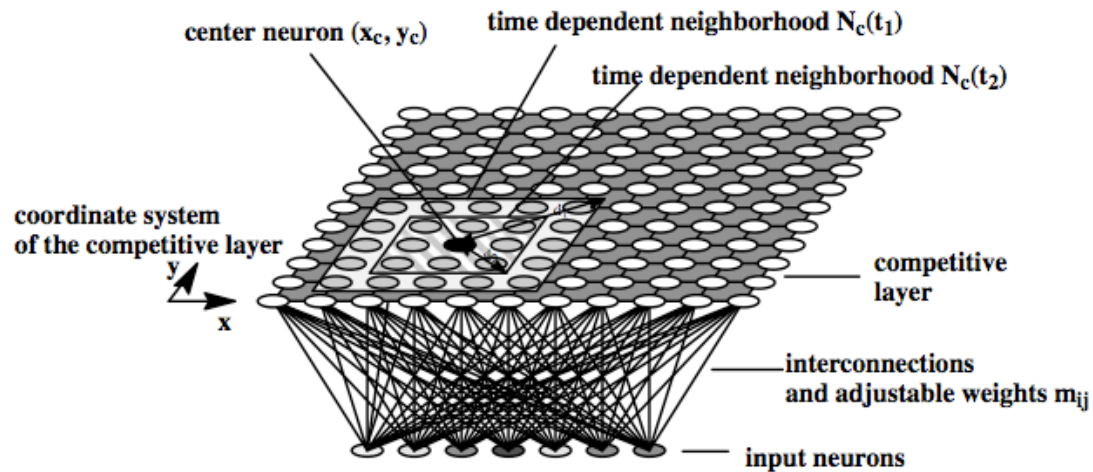
NFIQ 2.0 Features

Ridge Valley Uniformity



Local Clarity Score





MACHINE LEARNING

We examined:

Random Forest

Support vector machine

K-nearest neighbor

Machine Learning

Random Forest

- » Ensemble classifier using stochastic process
 - Uses vote to determine class memberships
 - Provides class probability in predictions
 - Analysis of features importance and their ranking
 - We used this to do our final feature selection

Two class prediction

- » High vs. Low performers
 - 1: High performers are images that result in high genuine scores and have NFIQ1=1 with activation score > 0.7 .
 - $\text{genscore} > \text{CDF}^{-1}(0.9)$ & $\text{NFIQ1.0} = 1$
 - 0: Low performers are images that result in false reject and have NFIQ 1.0=5 with activation score > 0.9 .
 - FRR at Threshold at $\text{FMR}=0.0001$
 - Training data: intersection of images in Class 0 (or Class 1) across all providers
 - Quality score is the probability that a given image belongs to class 1.
- » Map quality score to recognition rate.

Training

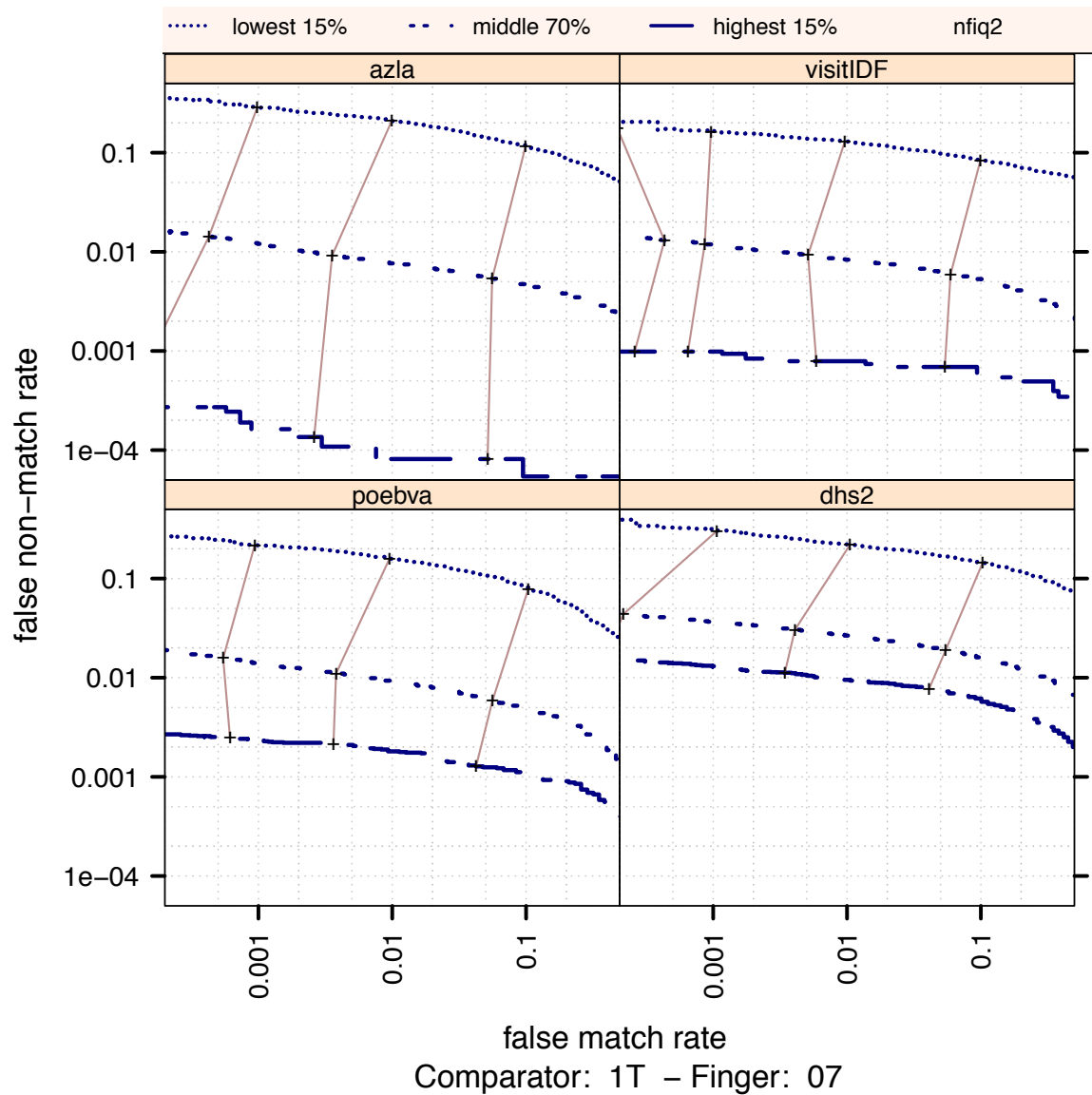
Features: image processing + #minutiae + minutiae quality
~3500 samples in each of the low and high performers classes
1000 trees in forest

Test

75000 comparison scores

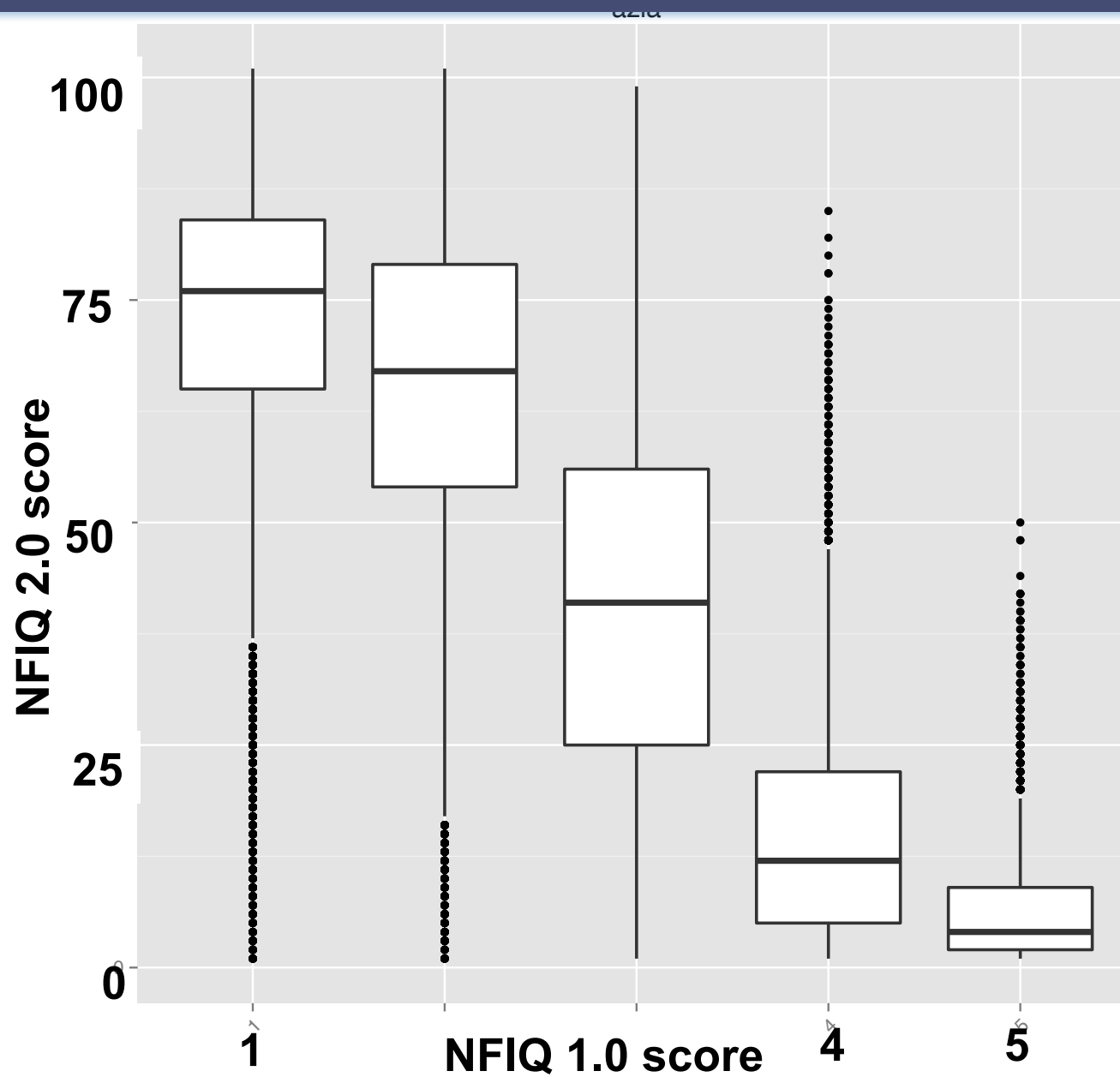
So, DOES IT WORK?

NFIQ 2.0 predictive of performance

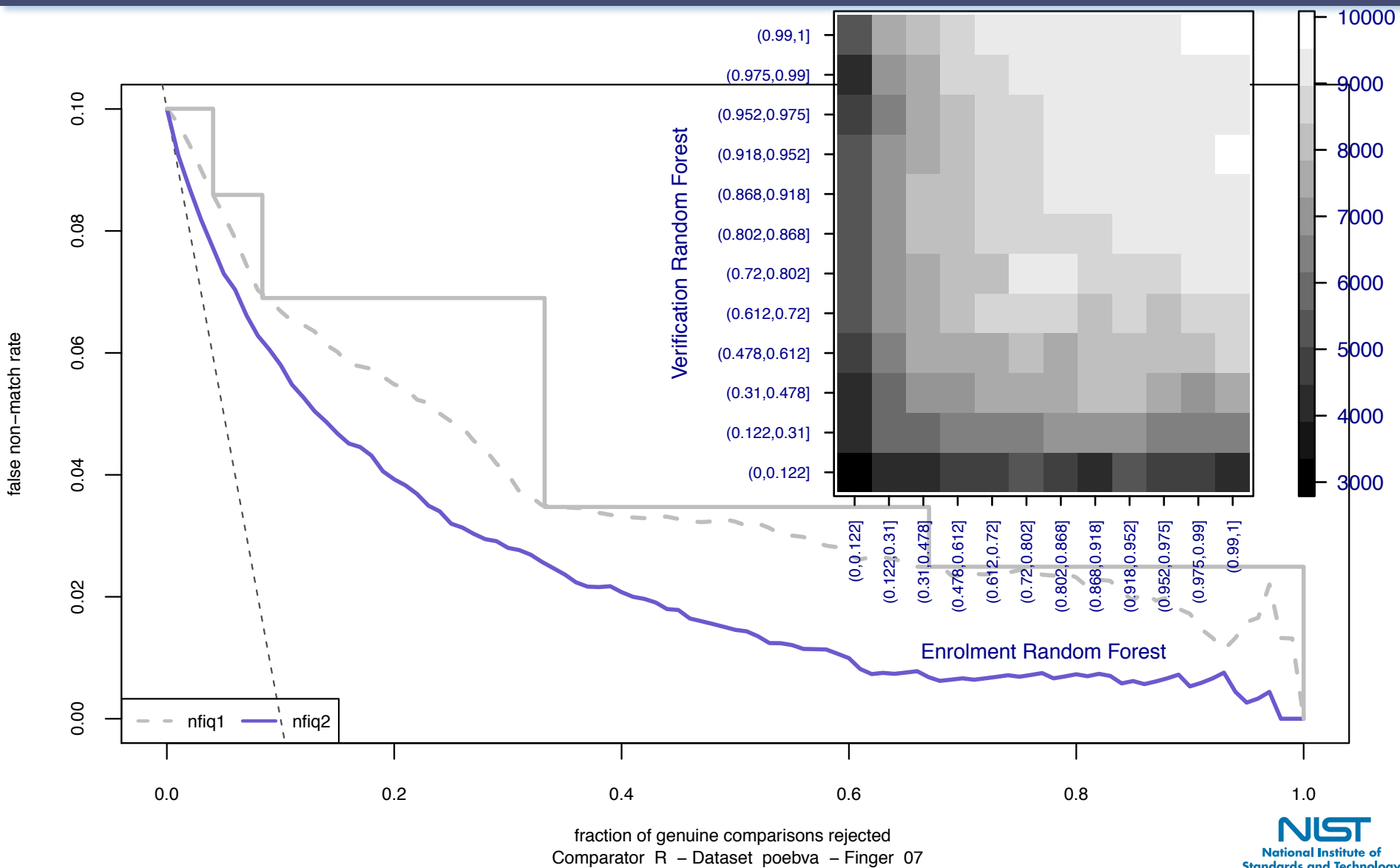


NFIQ 1.0 VS NFIQ 2.0

NFIQ 1.0 vs NFIQ 2.0



NFIQ 1.0 vs. 2.0 performance



At a glance

NFIQ 1.0

- » 5 levels.
 - 1(highest) to 5(lowest)
- » 11 features
- » Comparison scores of 3 algorithms used for training
- » 3400 training images
- » Neural network
- » ~300 msec per image

NFIQ 2.0

- » 100 levels
 - 0(lowest) to 100(highest)
- » 14 (69) features
- » Comparison scores of 7 algorithms used for training
- » ~5000 training images
- » Random forest
- » ~ 120 msec per image
- » Actionable quality
 - Flags for blank image, low contrast
- » Design for NFIQ Mobile

Tools for easier adaption and migration

Calibration :: setting quality threshold

General: based on large scale operational data

- » Calibration:
 - general calibration curves or tables for NFIQ 1.0 → NFIQ 2.0.
- » Decision Table
 - For enrollment and verification quality threshold setting
 - Tabulation of estimated rejection rate and improvement in FNMR for each value of NFIQ 2.0 (i.e., [0,100]).

On-demand: based on application-specific data

- » Calibration
 - We will provide software tools and technical guidance on how to compute calibration curves.
- » Decision Table
 - Ditto above.
- » This allows for optimal calibration and decision making considering data properties.

Elham Tabassi

tabassi@nist.gov

THANK YOU.

NIST Biometric Quality Program

Push Towards Zero Error Biometrics

Strengthening Science Failure Analysis Identifying the likely causes of recognition error, quantifying their effect and ways to mitigate them.	Advancing metrology Performance Evaluation Quantitative means of assessing performance of quality assessment algorithms (IREX II IQCE)	Developing Standards Requirements Specifications On image properties affecting performance, and on capture device	Developing Tool Box Open source Public domain Reference implementations of quality assessment algorithm, iris segmentation	Best Practice Guidance Instructional + Guidance Materials for quality score summarization + Best capture practice + example images of various quality	Enumerative Bibliography Technical Literature Reports, white papers, publications relevant to biometric quality and iris image quality in particular	Coordination+ Collaborations Workshops, Conferences Grants (WVU, NYU Poly)
Research	Evaluation	Standard	Software	Report	Webpage	
NIST IR 7155 ICIP 2005 NIST IR 7820	NIST IR 7820 PAMI 2007 ICPR 2010	ISO/IEC 29794 ISO/IEC 19794	NFIQ 1.0 NFIQ 2.0 NIIQ 1.0	NIST IR 7422 NIST IR 8XXX	www.nist.gov/itl/iad/ig/bio_quality.cfm	BQW 2006, 07 IBPC 2010, 12 NFIQ 2010,12