

NISTIR 7419

The Use of Portable Fire Extinguishers in Nightclubs: Workshop Summary

William Grosshandler
Editor

NIST

National Institute of Standards and Technology
Technology Administration, U.S. Department of Commerce

NISTIR 7419

The Use of Portable Fire Extinguishers in Nightclubs: Workshop Summary

William Grosshandler
Editor
Building and Fire Research Laboratory

April 2007



U.S. Department of Commerce
Carlos M. Gutierrez, Secretary

Technology Administration
Robert C. Cresanti, Under Secretary for Technology

National Institute of Standards and Technology
William Jeffrey, Director

ABSTRACT

The National Institute of Standards and Technology (NIST) technical investigation into The Station nightclub fire produced ten recommendations to improve model building and fire codes, standards and practices (as they existed in February 2003), including a specific recommendation that a study be performed to determine the minimum number and appropriate placement (based upon the time required for access and application in a fully occupied building) of portable fire extinguishers for use in new and existing nightclubs, and the level of staff training required to ensure their proper use. In furtherance of this recommendation, NIST organized a workshop for interested parties to identify, among other things, the relevant issues that should be addressed in such a study. The workshop was held at NIST in Gaithersburg, Maryland, on January 17, 2007, and was attended by representatives from the fire protection equipment industry, codes and standards developing organizations, building owners and managers, fire testing and equipment certifying laboratories, the fire services, and the federal government. The participants discussed the following topics:

- whether or not reliable data exist on the effectiveness of portable fire extinguishers
- the level of portable fire extinguisher training that is needed and available
- the size of fire that is reasonable to expect a portable fire extinguisher to handle
- the appropriate spacing of fire extinguishers for nightclubs and other places of assembly
- the role that new technology might play in increasing the effectiveness and efficiency of maintenance of portable fire extinguishers

Actions are proposed in this summary for the National Fire Protection Association (NFPA) and the International Code Council (ICC), for NIST and Underwriters Laboratories (UL), for the fire protection equipment industry, for the fire service, and for the end users to help provide answers to the above five questions.

ACKNOWLEDGEMENTS

The success of any workshop is dependent upon the hard work of the individual speakers and the efforts of participants motivated toward a common goal. This summary is an assimilation of the contributions from the workshop participants, with some of the text coming directly from the presentations of the invited participants from the following organizations:

National Fire Protection Association (NFPA), Mark Conroy
Underwriters Laboratories (UL), George Laverick
U.S. Occupational Safety and Health Administration (OSHA), Matthew Chibbaro
Fire Equipment Manufacturer's Association (FEMA), J. Craig Voelkert
National Institute of Standards and Technology (NIST), William Grosshandler

DISCLAIMER

Certain companies and commercial products are identified in this paper in order to specify adequately the source of information or of equipment used. Such identification does not imply endorsement or recommendation by the National Institute of Standards and Technology, nor does it imply that this source or equipment is the best available for the purpose.

POLICY OF NIST REGARDING THE INTERNATIONAL SYSTEM OF UNITS

The policy of NIST is to use the International System of Units (metric units) in all publications. In this document, however, units are presented in metric units or the inch-pound system, whichever is prevalent to the discipline.

TABLE OF CONTENTS

	<u>page</u>
ABSTRACT	iii
ACKNOWLEDGEMENTS	iv
DISCLAIMER	iv
LIST OF ACRONYMS	vi
BACKGROUND	1
OBJECTIVE AND FORMAT	2
CURRENT REQUIREMENTS IN NFPA 10 APPLICABLE TO NIGHTCLUBS AND PLACES OF ASSEMBLY	2
ISSUES IDENTIFIED	3
PROPOSED ACTIONS	5
APPENDICIES	
A. List of Attendees	8
B. Workshop Presentations	
1. The Station Nightclub Fire - Impetus for Workshop on the Use of Portable Fire Extinguishers, W. Grosshandler, NIST	10
2. NFPA Perspective on Extinguishers, M. Conroy, NFPA	14
3. Fire Extinguishers - a Necessary Component in Balanced Fire Protection, J.C. Voelkert, FEMA	17
4. UL Test Requirements - Rating and Fire Testing of Fire Extinguishers, ANSI/UL 711, G. Laverick, UL	22
5. Portable Fire Extinguishers in Occupational Safety and Health, M. Chibbaro, OSHA	26

LIST OF ACRONYMS

AHJ	authority having jurisdiction
BOMA	Building Owners and Managers Association
CPSC	Consumer Product Safety Commission
FEMA	Fire Equipment Manufacturers Association
IAFC	International Association of Fire Chiefs
IBC	International Building Code
ICC	International Code Council
NAFED	National Association of Fire Equipment Distributors
NASFM	National Association of State Fire Marshals
NFIRS	National Fire Incident Reporting System
NFPA	National Fire Protection Association
NIST	National Institute of Standards and Technology
OSHA	Occupational Safety and Health Association
UL	Underwriters Laboratories
WPRI-TV	Providence, RI, television station

The Use of Portable Fire Extinguishers in Nightclubs

William Grosshandler, Editor
Building and Fire Research Laboratory
National Institute of Standards and Technology
Gaithersburg, MD 20899-8660

Background

A fire occurred on the night of Feb. 20, 2003, in The Station nightclub in West Warwick, Rhode Island, when the band, during its performance, used pyrotechnics that ignited polyurethane foam insulation lining a portion of the walls and ceiling. The fire spread quickly over the dance floor and smoke was visible in the exit doorways in a little more than one minute. Egress from the nightclub, which was not equipped with sprinklers, was hampered by crowding at the main entrance to the building. One hundred people lost their lives in the fire.

The National Institute of Standards and Technology (NIST) conducted an investigation to determine the likely technical causes of the building failure that led to the high number of casualties. The investigation concluded that strict adherence to 2003 model codes available at the time of the fire would go a long way to preventing similar tragedies in the future.¹

Ten recommendations to improve model building and fire codes, standards and practices (as they existed in February 2003) resulted from the investigation: (1) urging state and local jurisdictions to (a) adopt and update building and fire codes covering nightclubs based on one of the model codes and (b) enforce those codes aggressively; (2) strengthening the requirements for the installation of NFPA 13² compliant automatic fire sprinklers; (3) increasing the factor of safety on the time for occupants to evacuate; (4) tightening the restriction on the use of materials that ignite as easily and propagate flames as rapidly as non-fire retarded foam as an interior finish product; (5) further limiting the use of pyrotechnics; (6) urging state and local authorities to adopt and adhere to existing model standards on communications, mutual aid, command structure and staffing; (7) conducting research to understand better human behavior in emergency situations; (8) conducting research to understand fire spread and suppression better; (9) conducting research to refine computer-aided decision tools for resource allocation, and (10) performing a study to determine the minimum number and appropriate placement (based upon the time required for access and application in a fully occupied building) of portable fire extinguishers for use in new and existing nightclubs, and the level of staff training required to ensure their proper use.³

In furtherance of this last recommendation, NIST organized a workshop for interested parties to identify (1) the relevant issues that should be addressed in such a study, (2) those organizations interested in partnering with NIST to conduct the study, and (3) those organizations interested in

¹ The complete report and other information regarding the NIST investigation are available on line at http://www.nist.gov/public_affairs/ncst.htm#Rhode_Island_Nightclub

² *NFPA 13 -- Standard for the Installation of Sprinkler Systems*, 2002 edition, National Fire Protections Association, Quincy, MA.

³ Grosshandler, W., Bryner, N., Madrzykowski, D., and Kuntz, K., Report of the Technical Investigation of The Station Nightclub Fire, NIST NCSTAR-2, National Institute of Standards and Technology, Gaithersburg, MD, June 2005.

providing resources (equipment, in-kind, or other) for testing or analysis to fill in possible gaps in knowledge. The workshop was held at NIST in Gaithersburg, Maryland, on January 17, 2007, and was attended by one or more representatives from the fire protection equipment industry, codes and standards developing organizations, building owners and managers, fire testing and equipment certifying laboratories, the fire services, and the federal government. A complete list of attendees is appended to this report.

Objective and Format

The objective of the one day workshop was to develop a partnership among stakeholders to support, guide, and participate in a study as recommended in The Station nightclub fire investigation report of 2005;³ i.e., to determine the minimum number and appropriate placement (based upon time required for access and application in a fully occupied building) of portable fire extinguishers for use in new and existing nightclubs, and the level of staff training required to ensure their proper use.

The workshop consisted of background talks and general discussion. Following a tour of the NIST facilities, presentations were made by William Grosshandler of NIST on The Station nightclub fire -- the impetus for the workshop; by Mark Conroy of the National Fire Protection Association (NFPA) on recent revisions to NFPA 10;⁴ by George Laverick of Underwriters Laboratories (UL) on test methods and the experience of UL; by Craig Voelkert of the Fire Equipment Manufacturer's Association (FEMA) on the perspective of the fire protection equipment manufactures; and by Matt Chibbaro of the Occupational Safety and Health Administration (OSHA) on the use of fire extinguishers for occupational health and safety. Copies of the presentations are included in Appendix B of this report.

Current Requirements in NFPA 10 Applicable to Nightclubs and Places of Assembly

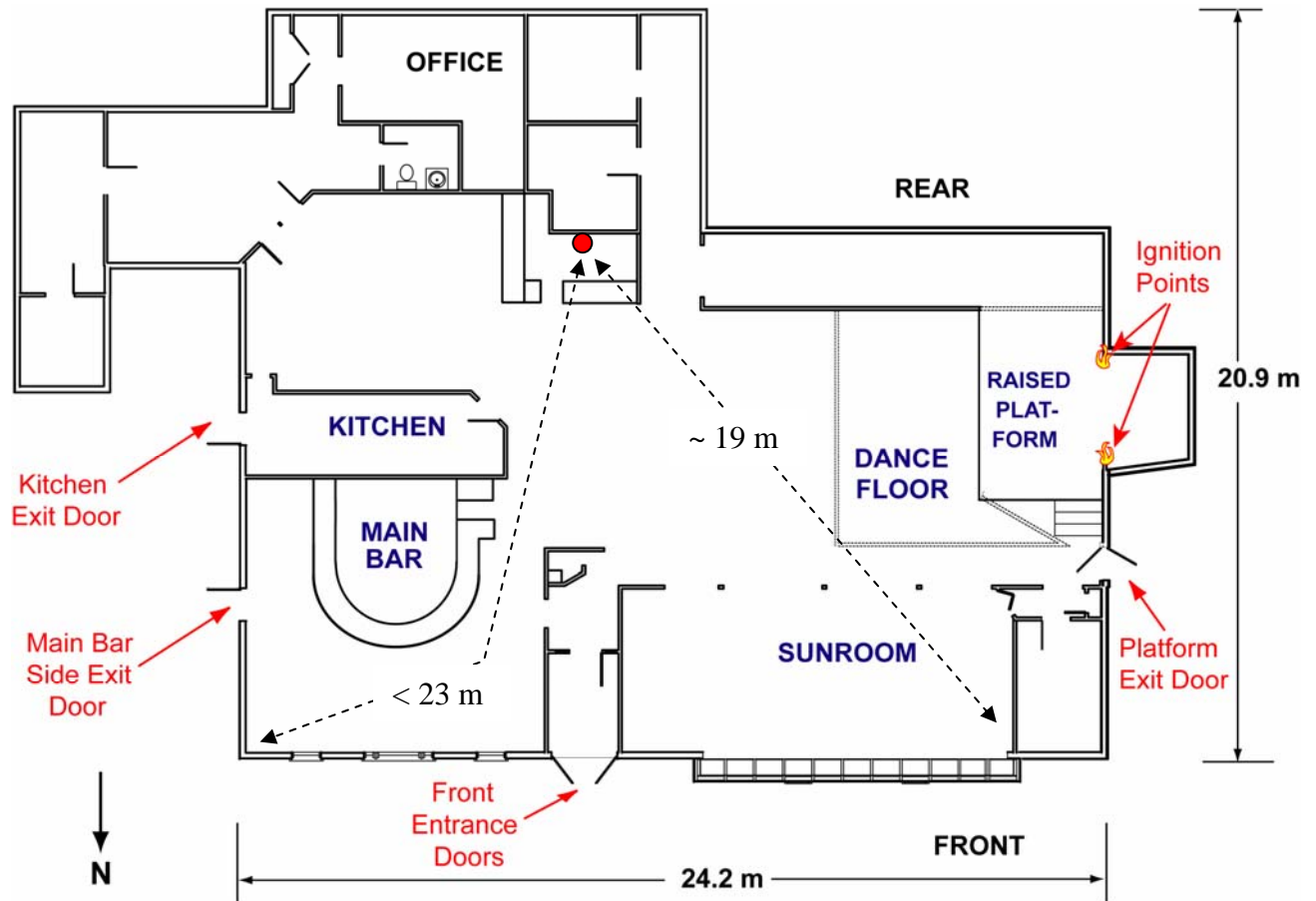
Places of business in buildings similar to The Station nightclub would be classified as a Group A-2 occupancy according to the International Building Code (IBC), and as Assembly according to NFPA 5000. The Station was a one story wood frame construction, with the main floor covering 4484 ft² (416 m²). The dance floor and sunroom area together was about 48 ft by 36 ft (14.4 m by 10.9 m). Maximum occupant load for this building was limited by egress capacity (and not area) to 420 people, according to both the IBC and NFPA 5000.

Performances took place on a platform at one end of the dance floor. (The arrangement in The Station did not fit the definition of a stage, and, hence, did not have to meet the more stringent fire code associated with a stage.) As seen in the floor plan on the next page, the longest path of travel with the tables and chairs removed from the dance area and around the platform (i.e., festival seating) to the back bar where a fire extinguisher (red dot in figure) was mounted on the wall was about 61 ft (19 m). The maximum walking path from one corner of the main bar room (as distinct from the back bar) to the same fire extinguisher was less than 75 ft (23 m).

All assembly occupancies are required to have portable extinguishers, as specified in the , Uniform Fire Code,⁵ Table 13.6.1.2. The type, size and number of fire extinguishers depends upon the primary fuel source, the hazard classification of the space, and the coverage area:

⁴ *NFPA 10 -- Standard for Portable Fire Extinguishers*, 2007 edition, National Fire Protections Assoc., Quincy, MA.

⁵ *NFPA 1 -- Uniform Fire Code*, 2006 edition, National Fire Protections Association, Quincy, MA.



Floor plan of The Station nightclub

- **Fuel-type:** Areas in the building that contain predominately solid fuels (e.g., wood finishing materials, furniture and office equipment) are appropriately protected with a "Class A-type" fire extinguisher; areas with substantial amounts of liquid fuels require a "Class B-type" fire extinguisher.
- **Hazard Classification:** Assembly areas, as well as offices and hotel rooms, are normally classified as "Light Hazard." When between 1 gal (3.8 L) and 5 gal (19 L) of a flammable liquid is in an area, NFPA 10 classifies the room as an "Ordinary Hazard," and more than 5 gal (19 L) of flammable liquid increases the occupancy classification of that space to "Extra Hazard."⁴
- **Coverage Area:** The UL classification of the fire extinguisher is related to the size of the area it can protect. The performance of a 1-1/2 gal (6 L) capacity pressurized water-type fire extinguisher is classified as 1-A, and provides a baseline against which other extinguishers are rated. A fire extinguisher rated as 2-A can cover about twice the area as a fire extinguisher classified as 1-A. The maximum floor area coverage for a single 2-A

extinguisher is 6000 ft² (557 m²) and the maximum travel distance from the location of the fire extinguisher to anywhere in the space to be protected is 75 ft (23 m).

Table 6.2.1.1 of NFPA 10 states that a single fire extinguisher in The Station nightclub with a minimum rating of 2-A would have met the Standard.⁴

If an authority having jurisdiction (AHJ) does not consider distilled spirits behind a bar as incidental, a class B portable extinguisher would be required in that area. Ordinary Hazard classification requires a 10-B rated fire extinguishers located every 30 ft (9 m) or a 20-B extinguishers placed at 50 ft (15 m) intervals. (Refer to NFPA 10 Table 6.3.1.1.) An Extra Hazard classification boosts the rating on the portable fire extinguishers by a factor of four.⁴

A kitchen in a nightclub would have additional requirements, including a fixed kitchen hood suppression system and a class K rated portable.^{4, 6}

Issues Identified

A number of questions evolved during the general discussion among the workshop participants that can be paraphrased as follows:

- Do reliable data exist that establish (1) the effectiveness of portable fire extinguishers in protecting property and reducing injury; or, conversely, (2) the possible negative impact of having a portable fire extinguisher available to an untrained public? If not, what methods and metrics are needed to gather these data?
- What level of portable fire extinguisher training is necessary and reasonable to expect for designated staff in nightclubs and other places of assembly, considering the lack of experienced staff and the high turnover rate typical of these places of business?
- How large of a fire should one expect to be handled by a portable fire extinguisher; and have changes in modern finish materials, furnishings, and building contents led to changes in the way that portable fire extinguishers can be or should be rated and used?
- Is 75 ft (23 m) the right distance to space the placement of A-rated portable fire extinguishers, or is the minimum time to reach a portable extinguisher more appropriate to specify than the minimum distance?
- What role can new technologies play in improving the effectiveness of portable extinguishers and/or reducing the cost of inspection, maintenance, monitoring, enforcement and notification, and what unintended consequences might result from their implementation?

No attempt was made to gain consensus on the answers to these questions at the workshop; the material that follows is the result of a review of the summary as assembled by the report editor.

Do reliable data exist? The data that exist relating to the use of extinguishers by the general public is incomplete, but some attempts have been made to evaluate the use and effectiveness of portable fire extinguishers. For example, the Consumer Product Safety Commission (CPSC) stated in 1984 that 90 % of home fires go unreported to fire departments. It can be assumed that a large number of non-residential fires are also unreported. Based upon data collected prior to the use of the latest version of the National Fire Incident Reporting System (NFIRS 5.0), which

⁶ NFPA 96 -- *Standard for Ventilation Control and Fire Protection of Commercial Cooking Operations*, 2004 edition, National Fire Protections Association, Quincy, MA.

show that a significant number of fires were extinguished with portable fire extinguishers, it is not unreasonable to assume that an equivalent fraction of non-residential fires were extinguished by portable fire extinguishers without incident.

According to national data collected and analyzed from 1990 to 1994 from the NFPA, almost 36 % of fires in public assembly structures were extinguished in the incipient stage by either fire extinguishers or makeshift means. These data show that without fire extinguishers, occupants commonly used other tools to try to extinguish fires. (Note that the method of extinguishment was dropped from NFIRS as a reporting requirement in 1996.)

People often fight a fire whether or not a fire extinguisher is available. Data from 1990 to 1994 show that every year, occupants using makeshift means extinguished about 8 % of fires in public assembly structures. Portable fire extinguishers, in contrast, were used to extinguish about 28 % of the fires, which is what extinguishers are designed to do (as well as to keep flames at bay to allow occupants more time to exit a structure).

While portable extinguishers provide a first line of defense for occupants until the fire department arrives, the fire service continues to have some concern (though no hard data) that using a portable fire extinguisher can delay the notification of the fire department.

What level of portable fire extinguisher training is necessary? The level of portable fire extinguisher experience and training necessary for an employee being able to effectively use an extinguisher on incipient fires is not necessarily all that complicated or costly. There are numerous programs available for training staff in the proper use of portable fire extinguishers. These are offered by NFPA, UL, through the Fire Equipment Manufacturer's Association (FEMA) and by consultants. For example, see publicly available materials at www.fireextinguisher.com, an online educational program that includes an interactive training program covering the use of fire extinguishers. There are separate training programs for each type of fire extinguisher in use today (water/foam, carbon dioxide, dry and wet chemical, clean agent and water mist).

How large of a fire? The test procedures specified in UL 711⁷ to establish the fire extinguisher ratings in NFPA 10 include fully involved fires in wood cribs, oil-soaked wood vertical panels, and liquid heptane pans. Dry chemical hand-held type ABC fire extinguishers are available in sizes up to 20-A and 120-B. To receive a 2-A rating, the extinguisher must successfully tackle a fully involved fire in a 19 in x 26 in x 26 in (0.49 m x 0.65 m x 0.65 m) wood crib and in a 10 ft x 10 ft (3 m wide x 3 m) high oil-soaked wood panel. To achieve a 10-B rating, a hand-held extinguisher must be able to control a 31 gal (117 L) heptane pan fire covering an area of 25 ft² (2.3 m²). The UL tests are conducted by expert technicians, so a safety factor of about 2.5 is applied to reduce the rated coverage area to allow for the inefficiencies inherent with an inexperienced user. For example, if an expert can put out a 25 ft² (2.3 m²) fire, it is assumed that a novice can handle up to a 10 ft² (0.92 m²) fire with a 10-B rated extinguisher.

These test fires are relatively large but are not growing, which means delaying the attack for ten or twenty seconds is unlikely to seriously degrade the performance of the fire extinguisher.

⁷ *Standard for Safety UL 711 -- Fire Extinguishers, Rating and Fire Testing*, Underwriters Laboratories Inc., Northbrook, IL, 1995.

Modern furnishings and building finishing materials often contain a high percentage of plastics which have been shown to spread fire and release heat at a rate much faster than older designs that incorporate mostly natural fibers, leather, and wood.⁸ It is unknown how these newer materials might affect the fraction of times that a portable extinguisher successfully controls the fire.

Is 75 ft (23 m) the right spacing? At a brisk pace, an average person can walk an unobstructed 75 ft (23 m) path in ten to fifteen seconds. If the individual and the fire are both located the maximum distance from the fire extinguisher, twenty or thirty seconds could have passed between the time when the decision was made to attack the fire and the individual was in the right position armed with the fire extinguisher. For the standard fires used in UL 711, this would pose no problem; for faster growing fires that can occur in foam furniture, a thirty second delay may lead to a situation that is beyond the capability of the portable extinguisher.

The time calculated above to travel 75 ft (23 m) assumes the path is unobstructed, which is reasonable when a nightclub is only lightly occupied. However, when the assembly area is set up for festival seating and patrons are tightly packed around the performers (even when the maximum occupancy limit is adhered to), the time to travel 75 ft (23 m) is greatly increased. A rough estimate of the travel speed can be made by tracking the time it took the WPRI-TV cameraman to move away from the dance floor during The Station fire: roughly 1.6 ft/s (0.5 m/s). This translates to about 46 s to travel 75 ft (23 m). If one multiplies this time by two, for a fast growing fire a minute and a half delay could render a 2-A portable extinguisher ineffective.

What role can new technology play? The technology to electronically monitor a facility's fire extinguisher inventory had not been introduced to market when the fire occurred in West Warwick, Rhode Island. Today there is UL listed technology designed to automate monthly extinguisher inspections (which is different from the NFPA 10 requirement for annual extinguisher maintenance⁴) to ensure that fire extinguishers are pressurized, properly located and always accessible. The most recent NAFED (National Association of Fire Equipment Distributors) study shows that over 90 % of fire extinguishers are not being inspected every 30 days, as required by code. Depending on the type of monitoring panel, it is possible to maintain an electronic log showing when the extinguishers had been removed from their designated location for annual maintenance.

A concern that has been raised with electronic monitoring is that the staff no longer have as much incentive to locate and heft the portable extinguishers on a routine basis, and, therefore, would be less familiar with the hardware, less likely to notice obvious maintenance issues (such as a missing hose), and less likely to locate and operate the fire extinguisher in an emergency.

The capability exists today to have the removal of a fire extinguisher from its stand automatically trigger the local fire alarm. This would alert others in the vicinity to the danger and could even activate a recorded message instructing the patrons to call the fire department.

⁸ See, for example, Bukowski, R. W., Peacock, R. D., Averill, J. D., Cleary, T. G., Bryner, N. P., Walton, W. D., Reneke, P. A., and Kuligowski, E. D. "Performance of Home Smoke Alarms, Analysis of the Response of Several Available Technologies in Residential Fire Settings," Natl. Inst. Stand. Technol., Tech. Note 1455 (2004)

Proposed Actions

For the NFPA and the International Code Council (ICC)

The model code organizations should consider defining nightclubs as a specific category and deal with all the public safety issues associated with that type of operation. For a nightclub in which live performances are held, for example, the code might require that portable fire extinguishers be conveniently located on both sides of the performing area (whether the performance is on a dance floor, platform, or stage). The maximum spacing between fire extinguishers should reflect the reality of a non-uniformly distributed crowd, and account for the actual time that it might take to cross through or go around the crowd.

The need for fire extinguisher locations to be visible and readily identifiable within public places should also be emphasized. The excitement associated with a fire and the added factor of potential crowds within unfamiliar public occupancies can reduce the possibility of using the extinguisher. While not everyone present in a public building might be willing to use an extinguisher in an emergency, not having them readily available removes any possibility that small fires can be addressed before they get out of hand.

Some attention should be given to the possibility that a considerable amount of a flammable fluid (e.g., a case of 100 proof vodka) could be accidentally dropped anywhere in the nightclub and ignited by a candle or cigarette. Would a 2-A portable extinguisher be up to the job of controlling that situation? Is there a need for a 10-B rated extinguisher in this case?

For NIST and UL

NIST, working with UL, should conduct a study to determine if a possible change in the formula to install fire extinguishers would make a positive impact. The study should be designed to determine how well UL 711 represents the fire environment that a portable extinguisher might encounter in a nightclub. Parameters that could be examined include the geometry and make-up of the fuel packages, the rate of growth of the fire, and the heat release rate from the fire when the extinguisher is first activated.

Leaving aside the possibilities of arson and gross model code deviations, this study should identify fire scenarios that would be the most challenging to a portable fire extinguisher. For example, using only materials that are code compliant and common in nightclubs (e.g., distilled spirits and upholstered furniture) and accidental behaviors that are known to occur (e.g., dropped bottles and tipped over candles), one could compose a scenario that would lead to a sudden ignition over a relatively large area, in close contact with a large fuel supply, that could lead to a fire that would grow rapidly and produce a substantial amount of heat and products of combustion if not extinguished promptly. Tests against this fire scenario with different models and ratings of extinguishers could be conducted to determine if they are effective after increasingly longer delay times between ignition and activation. Based upon these results, it would be possible to translate the maximum delay time for a successful suppression to a maximum distance of portable extinguisher spacing (assuming a fully-occupied building). Tests could also be conducted to compare the performance of class A-, B- and ABC-rated portables on the same fire.

The results of these tests would be provided to the NFPA 10 committee to guide future deliberations

For Industry

Industry can play a leadership role in educating the staffs of public assembly occupancies on how to use fire extinguishers by taking advantage of the required maintenance of fire extinguishers to conduct brief training programs during those times. Fire extinguishers in public assembly occupancies need to be maintained by either fire extinguisher service agencies or by trained industrial safety personnel. When maintenance occurs the trained personnel or the service agencies could work with the managers of the occupancy to assemble staff and take an additional 30 minutes to review how a fire extinguisher operates. If the additional 30 minutes is a liability to the service agency then they could charge for the 1/2 hour demonstration.

Development and promotion of inexpensive innovations aimed at low-end extinguishers and systems (which are most likely to be installed in small nightclubs), such as triggering the fire alarm when a portable extinguisher is removed from its holder, should be encouraged.

New NFPA10 recommendations call for fire extinguisher service personnel to be properly trained and certified. The industry should ensure that this service can be provided at a fee that encourages widespread adherence to the recommendation.

For the Fire Service

The fire service needs to remain engaged in the codes and standards process, and to work with the industry in their efforts to improve portable fire extinguisher training for nightclub staff, including the importance of staff not waiting until after attempting to control the fire before contacting the fire department. Finding sufficient resources for rigorous inspections and other fire prevention activities needs to be assigned a high priority.

End-users

The end-users also need to remain engaged in the codes and standards process. Portable fire extinguishers play a role in fire protection in nightclubs; however, no matter how many extinguishers are present and no matter how well the staff are trained, there is no substitute for ensuring sufficient egress capacity and installing an NFPA 13 compliant sprinkler system.

Appendix A: List of Attendees

Larry Angle
M. Jacks Fire & Safety Equipment Co.
PO Box 790508
San Antonio, TX 78279
210-344-2361
President, National Association of Fire
Equipment Distributors
langle@mjacks.com

Nelson Bryner
Building and Fire Research Laboratory
National Institute of Standards and Tech.
Gaithersburg, MD 20899-8661
301-975-6868
nelson.bryner@nist.gov

David Burkhart
Principal, Code Consultants, Inc.
1804 Borman Circle Drive
St. Louis, MO 63146-4136
(314) 991-2633
davidb@codeconsultants.com

Matthew Chibbaro
Directorate of Standards & Guidance
Occupational Safety and Health Admin.
200 Constitution Ave., NW, Room N3609
Washington, DC 20210
202-693-2382
Chibbaro.Mat@dol.gov

Mark Conroy
Staff Liaison to NFPA 10
National Fire Protection Association
1 Batterymarch Park
Quincy, MA 02169-9101
617-984-7410
mconroy@nfpa.org

Phil Foster
Beck Industries, Inc.
7735 Sand St.
Ft Worth, Tx. 76118
817-284-5193
philfoster@beckind.com (Fire Equipment
Distributors Texas)

John Gibson
International Code Council
P.O. Box 106
Woodsboro, Maryland 21798
888-422- 7233, x 7523
jogibson@iccsafe.org

William Grosshandler
Building and Fire Research Laboratory
National Institute of Standards and Tech.
Gaithersburg, MD 20899-8660
301-975-2310
william.grosshandler@nist.gov

Anthony Hamins
Building and Fire Research Laboratory
National Institute of Standards and Tech.
Gaithersburg, MD 20899-8663
301-975-6598
anthony.hamins@nist.gov

Ivan J. Humberson
Fire Marshal, City of Gaithersburg
31 South Summit Avenue
Gaithersburg, Maryland 20877
301-258-6330
ihumberson@gaithersburgmd.gov

Dave Johnston
Building Owners and Managers Association
(BOMA) International
1201 New York Avenue, Suite 300
NW, Washington, DC 20005
202-326-6357
djohnston@boma.org

Rohit (Rikki) Khanna
U.S. Consumer Product Safety Commission
4330 East West Highway
Bethesda, MD 20814
301-504-7546
rkhanna@cpsc.gov

George Laverick
Underwriters Laboratories
Northbrook, IL 60062
847-664-2665
george.e.laverick@us.ul.com

Michael T. Love
Deputy Chief/Fire Marshal
Montgomery County Fire & Rescue
101 Monroe St Fl 12
Rockville MD 20850-2540
(240) 777-2439
michael.love@montgomerycountymd.gov
(representing IAFC and NASFM)

Norbert W. Makowka
Nat'l Assoc. of Fire Equip. Distrib.
(NAFED)
104 S. Michigan Ave., Suite 300
Chicago, IL 60603
312-263-8100
nafed@aol.com

John McSheffrey
MIJA Inc.
11 Commerce Road
Rockland, MA 02370
781-616-0544
johnmcsheffrey@mija.com

Shivani Mehta
U.S. Consumer Product Safety Com.
4330 East West Highway, Rm 717
Bethesda, MD 20814
301-504-7692
smehta@cpsc.gov

Richard Merck
Montgomery County Fire & Rescue
255 Rockville Pike
Rockville, MD 20850
rick.merck@montgomerycountymd.gov

Jonathan D. Midgett
U.S. Consumer Product Safety Com.
4330 East West Highway, Rm 717
Bethesda, MD 20814
301-504-7692

J.R. Nerat
Technical Support Manager
Badger/Kidde Fire Protection
W-6615 11.5 RD
Wallace, MI 49893
906-863-9860
jrneratfps@cybrzn.com

Jeff Terrey
Rasky Baerlein Strategic Communications
70 Franklin Street
Boston, MA 02110
617-443-9933 x340
jterrey@rasky.com

J. Craig Voelkert
Fire Equipment Manufacturer's Association
1300 Sumner Avenue
Cleveland, OH 44115-2851
216-241-7333
fema@taol.com, and
Amerex Corporation
7595 Gadsden Highway
P.O. Box 81
Trussville, AL 35173-0081
cvoelkert@amerex-fire.com
205-655-3271 ext. 264

Jiann Yang
Building and Fire Research Laboratory
National Institute of Standards and Tech.
Gaithersburg, MD 20899-8662
301-975-6662
jiann.yang@nist.gov

Appendix B: Workshop Presentations

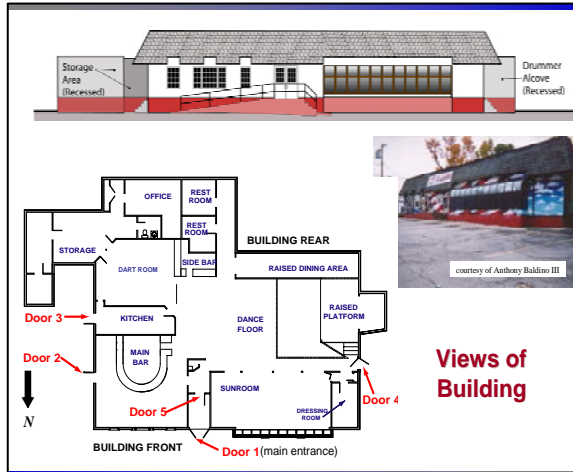
THE STATION NIGHTCLUB FIRE – Impetus for Workshop on the Use of Portable Fire Extinguishers

William Grosshandler
Building and Fire Research Laboratory
Gaithersburg, MD

January 17, 2007

NIST

National Institute of Standards and Technology
Technology Administration, U.S. Department of Commerce




Views of
Building

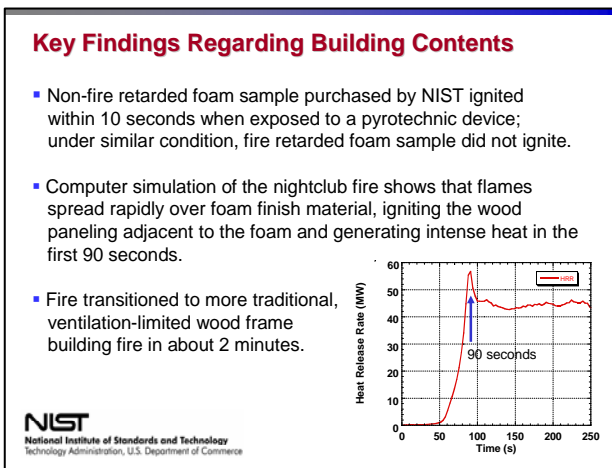
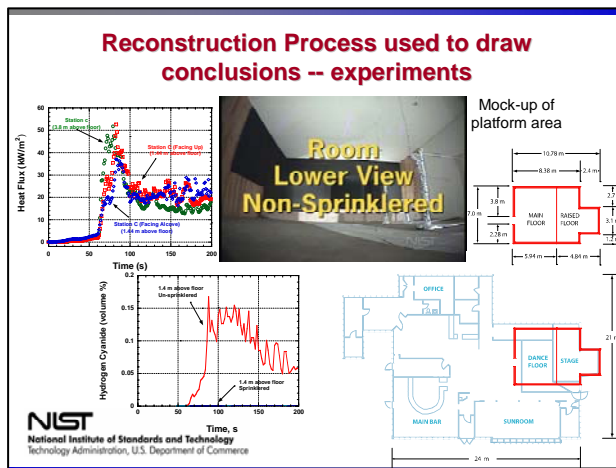
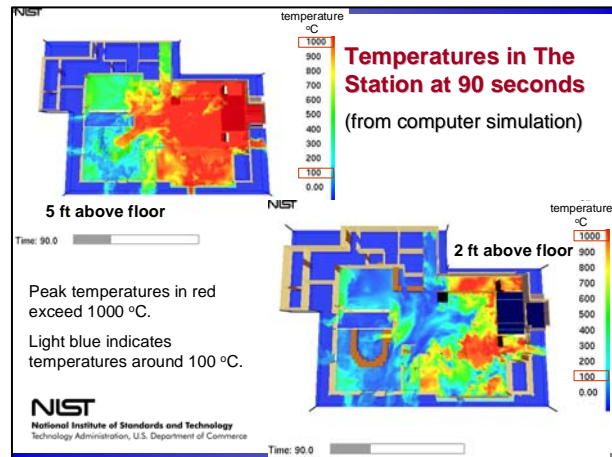
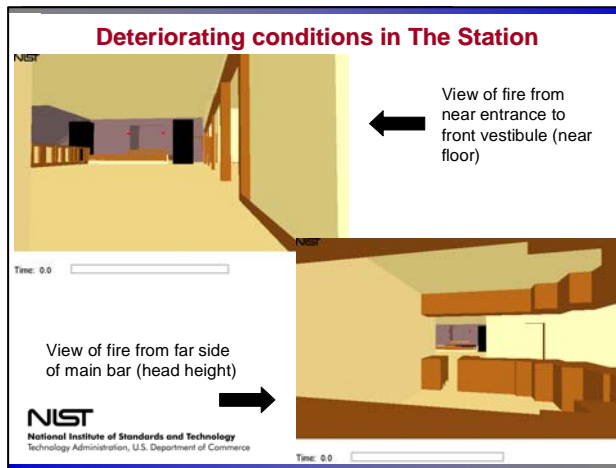
Overall Timeline

Time	Event
11:08 pm	- ignition of foam by pyrotechnics - band stops playing, crowd begins to evacuate
11:09	- cell phone callers report fire to 911 - fire alarm sounds and strobes begin to flash - report received of fire at Station nightclub; off-duty police on scene - people caught in doorway, smoke pouring out above
11:10	- 4 fire engines, a ladder truck and battalion chief assigned and dispatched
11:13	- Engine 4 on scene; running first hose line (1 3/4")
11:20	- master stream off Engine 2 operational
11:23	- Fire Chief 1: implement mass casualty plan
11:32	- roof over main bar appears down
12:15 am	- partial collapse of pool room area begins
~12:45	- State Fire Marshal on scene
~1:00	- all patients transported

NIST

National Institute of Standards and Technology
Technology Administration, U.S. Department of Commerce





Key findings regarding emergency egress

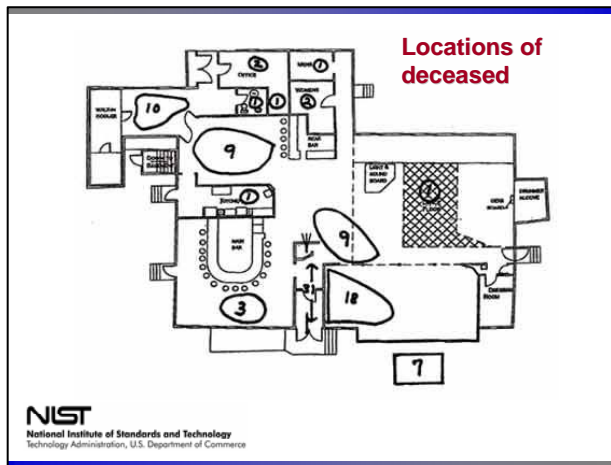
- First patrons recognized danger 24 seconds after ignition of foam; bulk of crowd began to evacuate around time band stopped playing (30 seconds).
- Up to 2/3 of occupants may have attempted to leave through main entrance; many were unsuccessful.
- Prior to 90 seconds, a crowd-crush occurred at main entrance which disrupted flow through front exit.
- Event precipitating crowd crush likely related to arrangement of single interior door with merging streams of traffic and pressure to escape rapidly deteriorating conditions in nightclub.

NIST
National Institute of Standards and Technology
Technology Administration, U.S. Department of Commerce

Key findings regarding emergency egress (cont.)

- Measurements in a fire test of a reconstructed portion of the platform and dance floor produced, within 90 seconds, conditions well in excess of accepted survivability limits.
- Computer simulation of the full nightclub fire suggested that conditions around the dance floor, sunroom, and assembly area behind kitchen would have led to severe incapacitation or death within about 90 seconds after ignition of the foam.

NIST
National Institute of Standards and Technology
Technology Administration, U.S. Department of Commerce



Key Findings Regarding Fire Protection Systems

- Experiments conducted at NIST demonstrated that a sprinkler system installed in test room in accordance with NFPA 13 was able to control a fire initiated in non-fire retarded polyurethane foam panels.
- Sprinklers were not installed in The Station, nor would they have been required for such existing structures under 2003 editions of the model codes
- A heat detection/fire alarm system was installed in the building and was activated (sound and strobe) by the fire 41 seconds after the fire started.

NIST
National Institute of Standards and Technology
Technology Administration, U.S. Department of Commerce

Locations of exit signs, heat detector, and portable extinguisher (prior to and after fire)



Portable fire extinguishers located at fire scene



NIST
National Institute of Standards and Technology
Technology Administration, U.S. Department of Commerce

Direct contributors to substantial loss of life in The Station fire

- Hazardous mix of building contents
- Inadequate capability to suppress fire during its early stage of growth
- Inability of exits to handle all of the occupants in the short time available for such a fast growing fire

NIST
National Institute of Standards and Technology
Technology Administration, U.S. Department of Commerce

Recommendations

Model Code Adoption and Enforcement

All state and local jurisdictions

- adopt building/fire code covering nightclubs based on model codes
- implement aggressive/effective fire inspection and enforcement programs with enough fire inspectors, qualified to NFPA 1031

Sprinklers

Require sprinkler systems for all new nightclubs regardless of size, and for existing nightclubs with occupancy limit > 100.

Building Contents and Finish Materials

Target non-fire retarded flexible polyurethane foam, provide more explicit guidance, and ensure that pass/fail criteria for flame spread tests are meaningful.

NIST
National Institute of Standards and Technology
Technology Administration, U.S. Department of Commerce

Recommendations

Occupancy Limits and Emergency Egress

Increase factor of safety on time to egress by

- establishing threshold building area/occupant limits using best practices for estimating tenability and evacuation time (1-1/2 minutes max. evacuation time for small nightclubs);
- computing number of required exits and permitted occupant loads assuming at least one exit will be inaccessible;
- increasing minimum capacity of main entrance to accommodate 2/3 of maximum permitted occupant level;
- eliminating trade-offs between sprinkler installation and factors that impact time to evacuate buildings;
- requiring staff training and evacuation plans for nightclubs that cannot be evacuated in less than 1-1/2 minutes; and
- providing improved means for occupants to locate emergency routes for when standard exit signs become obscured by smoke.

NIST
National Institute of Standards and Technology
Technology Administration, U.S. Department of Commerce

Recommendations

Indoor use of pyrotechnics

Tighten requirements in NFPA 1126 regarding sprinklers, minimum area, and clearance.

Emergency Response

Adhere to model standards on communications, mutual aid, command structure and staffing

Conduct Research to

- better understand human behavior in emergency situations and predict impact of building design on safe egress in emergencies;
- understand fire spread and suppression better to provide tools needed by design profession; and
- refine computer-aided decision tools for determining costs/benefits of alternative code changes and fire safety technologies.

NIST
National Institute of Standards and Technology
Technology Administration, U.S. Department of Commerce

Recommendations

Portable Fire Extinguishers

Perform a study to determine minimum number and appropriate placement (based upon time required for access and application in fully occupied building) of portable fire extinguishers for use in new and existing nightclubs, and level of staff training required to ensure their proper use.

NIST
National Institute of Standards and Technology
Technology Administration, U.S. Department of Commerce

NIST Actions

- Working with codes and standards organizations, regulators, building owners and managers groups, the engineering profession, materials industry, and the fire services to identify recommendations with a technical foundation sufficient for implementation in the next code revision.
- Conducting research, leveraged with other government, commercial and university efforts, to
 - (i) predict fire spread and suppression better;
 - (ii) understand human behavior in emergency situations;
 - (iii) refine computer-aided decision tools; and
 - (iv) develop computer models to assist communities in allocating resources.
- Tracking progress on recommendations on the NIST web site.

NIST
National Institute of Standards and Technology
Technology Administration, U.S. Department of Commerce

NFPA Perspective on Extinguishers

Mark Conroy
Senior Engineer
NFPA

2007 Edition of NFPA 10

- Clarification on Occupancy Classifications
- Technician Certification
- Electronic Monitoring
- Obsolete Extinguishers
- High-flow Extinguishers
- New Format

NFPA 10

- Not a “Stand-Alone” Document
- Referenced (Required) by Building Code or Occupancy Standard:

“Install portable fire extinguishers in accordance with NFPA 10”

- Selection, Placement, and Servicing

Selection

- Classify Hazard – Light, Ordinary, or Extra
- Determine Hazard for A, B, C Fires
- Selection for Specific Hazard (e.g. Class K)

Placement for Class A

- Class A (NFPA 10, Table 6.2.1.1)
 - Minimum Rated Unit (Light, Ordinary, Extra)
 - Maximum Floor Area per Unit of “A”
 - Maximum Travel Distance to Extinguisher
- **75 FT Travel Distance**

Travel Distance

Actual Walking Distance From Any Point to the Nearest Extinguisher

Concepts

- Readily Available
- Sufficient Numbers
- Adequate Extinguishing Capacity
- Staff Familiar with Operation

Concepts – Travel Distance

- Travel From Fire to Obtain Extinguisher
- Return to the Fire
- Pull Pin, Aim, Squeeze
- Fire Has Grown and Now is Suppressed

Travel Distance

- Not Simple Circle/Radius
- Actual Walking Distance
- Measured from Any Point to Extinguisher
- Affected By:
 - Partitions, Walls, Aisles
 - Locations of Doorways
 - Piles of Storage
 - File Cabinets, Stages, etc.

Placement Class B

- Two Sizes for Each – Light, Ordinary, Extra
- Travel Distance – 30 and 50 Feet
- Class B Criteria is used Where an ABC Extinguisher is Needed

Placement Class C

- Energized Electrical Equipment
- No Travel Distance Criteria (Use Class A or B Criteria)

Servicing

- Periodic Inspection, Maintenance, and Hydrostatic Testing
- Helps Ensure Reliability

Training

- Show Video – Fight or Flight
- Provide Classroom Instruction
- Hands-On Demonstration (Fire or No-Fire?)
- Periodic Refresher (Every Couple Years)

Mark Conroy
Senior Engineer
NFPA

mconroy@nfpa.org

Fire Extinguishers – a Necessary Component in Balanced Fire Protection

Presented for the NIST Workshop
– January 17, 2007

Extinguisher Advantages

- Simple to operate
- Fast deployment
- Portable
- In most cases, readily available
- Serves for “unplanned events”
- Effective
- Provides a safe tool for “fight” reaction

Simple Operation

- P.A.S.S. – Pull Aim Squeeze, Sweep
- Online training is available though www.fireextinguisher.com and other sources
- Extinguisher designs changed in the 1980's based upon live fire testing with novice operators to prove more effective – even with no training

Fast Deployment

- Simple PASS system allows extinguisher to be operated within seconds
- Changes since the 1980's use pictograms for fast recognition of operating instructions

Operating Instructions Label:
Before UL 299



Operating Instructions Label:
After UL 299



Portable

- Easily carried to the incident and fire source

Readily Available

- Most Codes and Standards place extinguishers for quick accessibility
- Depending upon hazard – 75, 50, 30 feet or “immediate vicinity”

Serves for Unplanned Events

- While passive and automatic systems can be designed for the structure and occupancy, no design can account for every situation

NFIRS Stats - Schools

- Incendiary/Suspicious fires were the cause of:
- 36.9% of Kindergarten/Elementary School Fires
- 48.3% of Middle, Junior or High School Fires
- Extinguishers can provide protection for materials or processes that are being brought into a structure, which were not previously planned

NFIRS Stats - Schools

- 78% of all school fires occur during the school week
- 55% of all school fires occur during school hours
- Life safety issues and evacuation concerns are present given the time that most fires are occurring

Effective

- NFIRS stats from 1991 – 1995 prove the effectiveness of fire extinguishers based on percentage of fires extinguished, average dollar loss per fire and number of deaths/injuries per 100 fires
- NFIRS Stats after 1995 no longer tracked the “method of extinguishment”.

Portable Fire Extinguishers

The Facts:

📅 **94 percent** of the time a portable fire extinguisher is used, it puts out the fire -- typically within the initial 2 minutes

📅 When fires are extinguished in the early stages:

- Loss of life is minimal. **93 percent** of all fire-related deaths occur once the fire has progressed beyond the early stages.
- Direct property damage is minimal. **95 percent** of all direct property damage occurs once the fire has progressed beyond the early stages.*

*Source of data: NFIRS

Extinguisher Disadvantages

- Short discharge time
- Limited agent
- Maintenance
- Unreported fires

Short Discharge Time

- Discharge times were increased under UL711 in 1980's
- Times can vary according to extinguisher size and rating from 8 sec. to 30 sec.

Limited Agent

- 2.5 lbs to 30 lbs. available in a hand portable extinguisher

Maintenance

- As with any other emergency device, extinguishers must be maintained properly in order to work as designed
- While operation of an extinguisher is simple, proper installation and maintenance requires training and knowledge

Unreported Fires

- Fire incident training consists of "Call 911, evacuate – closing doors, use an extinguisher if it is safe and a clear path to exit is available"
- "Fight or Flight" reactions along with "tunnel vision" can lead to alarms not being turned in, regardless of training

Chain of Survival

■ A portable fire extinguisher is a critical component of a balanced fire protection plan or chain of survival.



“Evacuation is the only safe answer”

- Evacuation should be performed in any fire situation
- Nearly all fire extinguisher training classes teach the need for evacuation
- Statistically, evacuation is a function of human behavior, which cannot be legislated or controlled by statute or code
- Primal “fight or flight” responses take over

“Evacuation is the only safe answer”

- Studies conducted in evacuations reveal that we do not perform this function well
- Earlier NFIRS statistics point to fire extinguishers and “make-shift means” as the leading “means of extinguishment” in nearly all occupancy classifications
- Fire Extinguishers have often been employed to gain a means to evacuate

Our F.D. response time is fast enough

- “Response time” must be clearly and honestly defined
- How is the response time of a paid department compared with a volunteer department
- Over 70% of U.S. F. D.'s are volunteer

Our F.D. response time is fast enough

- Most departments have an excellent response record, however –
- How will the response time be affected by a flood, blizzard, tornado, road construction, traffic
- How will it be affected by simultaneous industrial fire, chemical spill/leak, train derailment, terror attack/threat

Use of an extinguisher will only delay an alarm

- All correct fire extinguisher training includes emphasis on turning in an alarm, regardless of the outcome of using an extinguisher
- While extinguishers have been proven to be successful in extinguishing fires in their initial stages, they have also been proven to be successful in controlling fires while the F.D. responds.

“The Sprinklers will handle the problem”

- Sprinkler systems are an important, proven component of a balanced fire protection plan
- Sprinklers systems are often designed at the time of building construction to handle hazards represented by the original, intended use of the occupancy
- They cannot be designed for every possible situation over the lifetime of the building

Conclusion

- Fire Extinguishers solve many problems:
 - Are simple devices to operate
 - Give safe alternatives to makeshift means during primal response situations
 - Are versatile enough to handle unforeseen problems and scenarios
 - Can control a fire while the F.D. responds
 - May be the only tool available during disasters
 - Proven success rate in keeping injuries, death and property loss at a minimum

Conclusion

- First line of defense in a balanced fire protection plan

Underwriters Laboratories Inc.

NIST Portable Fire Extinguisher Workshop

January 17, 2007

AN INDEPENDENT ORGANIZATION WORKING FOR A BETTER WORLD WITH INTEGRITY, PRECISION AND KNOWLEDGE.

Underwriters Laboratories Inc.

Outline of Topics

- UL Fire Test Requirements
- Operating Instructions
- Flammable Liquid Fire Test Method
- Wood Crib Fire Test Methods
- Wood Panel Fire Test Methods

AN INDEPENDENT ORGANIZATION WORKING FOR A BETTER WORLD WITH INTEGRITY, PRECISION AND KNOWLEDGE.

Underwriters Laboratories Inc.

UL Fire Test Requirements- Rating and Fire Testing of Fire Extinguishers ANSI/UL711

AN INDEPENDENT ORGANIZATION WORKING FOR A BETTER WORLD WITH INTEGRITY, PRECISION AND KNOWLEDGE.

Underwriters Laboratories Inc.

Operating Instructions

b) The operating instructions shall be in the form of numerically sequenced pictographs. A single pictograph is able to include two written instructions.

c) The sequence of pictographs shall illustrate the recommended actions necessary for intended operation of the extinguisher. The sequence shall be as follows:

- 1) Ready the extinguisher by disengaging the locking device, tamper seal, or both.
- 2) Aiming the extinguisher at the base of the fire, including the recommended distance from the fire at which to begin discharge, and indicating the intended operating attitude of the extinguisher.
- 3) Taking whatever action necessary to initiate intended discharge of the extinguisher.
- 4) Describing the intended method of applying the extinguisher agent on the fire.

AN INDEPENDENT ORGANIZATION WORKING FOR A BETTER WORLD WITH INTEGRITY, PRECISION AND KNOWLEDGE.

Underwriters Laboratories Inc.

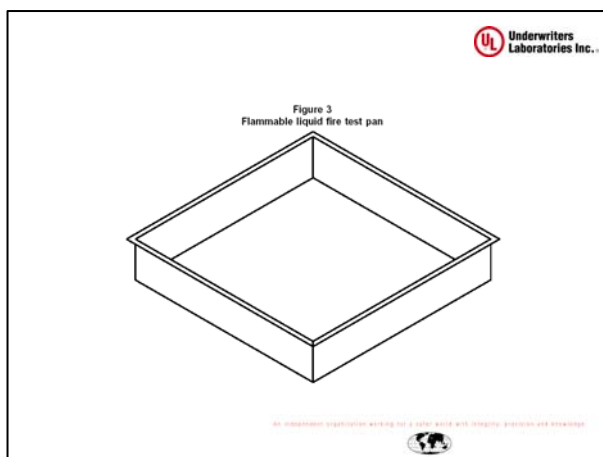
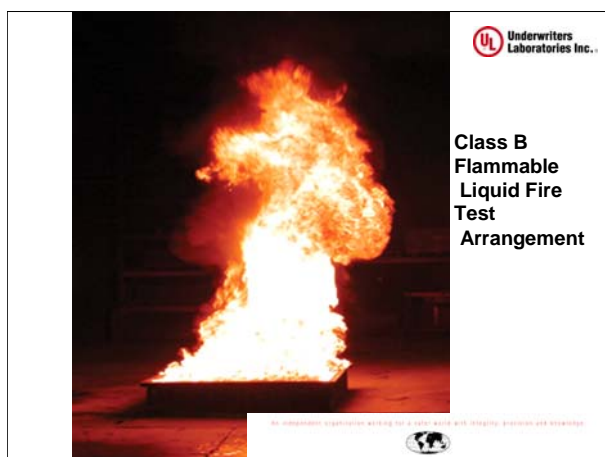
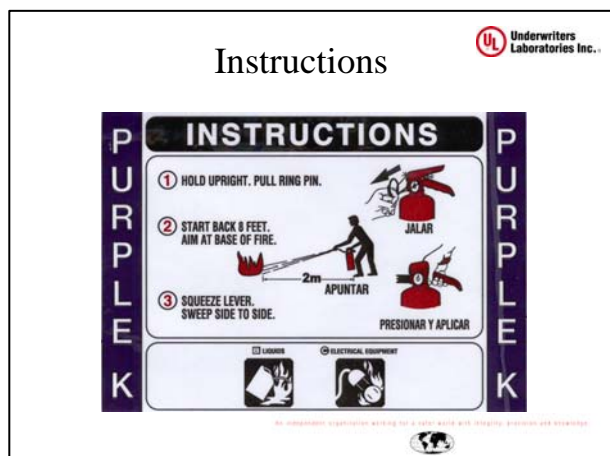
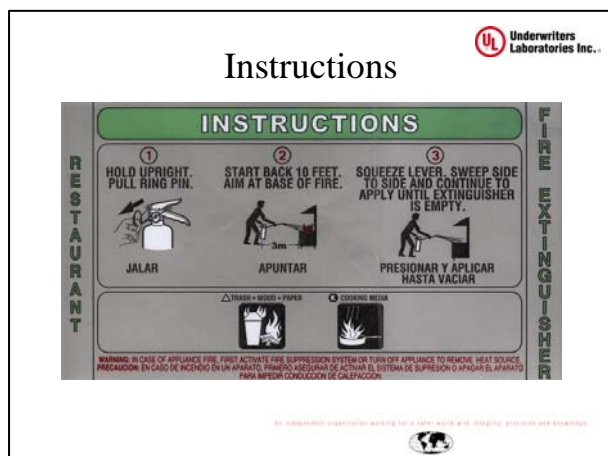
Instructions

AN INDEPENDENT ORGANIZATION WORKING FOR A BETTER WORLD WITH INTEGRITY, PRECISION AND KNOWLEDGE.

Underwriters Laboratories Inc.

Instructions

AN INDEPENDENT ORGANIZATION WORKING FOR A BETTER WORLD WITH INTEGRITY, PRECISION AND KNOWLEDGE.



UL Underwriters Laboratories Inc.,

Indoor Test Pans

Flammable liquid fire test, pan size, materials, and arrangement

Rating - class	Minimum effective discharge time, seconds	Pan size, (inside)		Metal thickness		Reinforcing angle size (approximate)		Commercial grade heptane used, (approximate)*	
		m ²	(ft ²)	mm	(in)	mm	(in)	Liters	(U.S. gallons)
Indoor tests:									
1-B	6	0.23	(2-1/2)	6	(1/4)	38 by 38 by 4.8	(1-1/2 by 1-1/2 by 3/16)	11	(3-1/4)
2-B	6	0.47	(5)	6	(1/4)	38 by 38 by 4.8	(1-1/2 by 1-1/2 by 3/16)	23	(6-1/4)
5-B	6	1.16	(12-1/2)	6	(1/4)	38 by 38 by 4.8	(1-1/2 by 1-1/2 by 3/16)	57	(15-1/2)
10-B	6	2.32	(25)	6	(1/4)	38 by 38 by 4.8	(1-1/2 by 1-1/2 by 3/16)	114	(31)
20-B	6	4.65	(50)	6	(1/4)	38 by 38 by 4.8	(1-1/2 by 1-1/2 by 3/16)	227	(60)

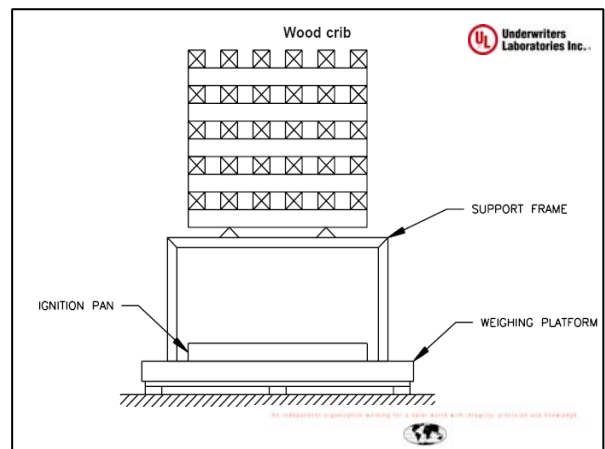

An independent organization working for a better world with integrity, precision and knowledge.

UL Underwriters Laboratories Inc.,

Outdoor Test Pan Sizes


Outdoor tests:	11	7.00	(75)	12	(1/2)	38 by 38 by 6	(1-1/2 by 1-1/2 by 1/4)	350	(95)
30-B									
40-B	13	9.30	(100)	12	(1/2)	38 by 38 by 6	(1-1/2 by 1-1/2 by 1/4)	465	(125)
60-B	17	14.00	(150)	12	(1/2)	38 by 38 by 6	(1-1/2 by 1-1/2 by 1/4)	700	(190)
80-B	20	18.60	(200)	12	(1/2)	38 by 38 by 6	(1-1/2 by 1-1/2 by 1/4)	950	(250)


An independent organization working for a better world with integrity, precision and knowledge.



Wood-crib construction


Classification and rating	Number of wood members	Trade size and length of wood members		Arrangement of wood members in crib
		mm	(in)	
1-A	72	38 by 38 by 500	(2 by 2 by 20)	12 layers of 6
2-A	112	38 by 38 by 635	(2 by 2 by 25)	16 layers of 7
3-A	144	38 by 38 by 735	(2 by 2 by 29)	18 layers of 8
4-A	180	38 by 38 by 800	(2 by 2 by 32)	20 layers of 9
6-A	230	38 by 38 by 925	(2 by 2 by 36)	23 layers of 10
10-A	324	38 by 38 by 1100	(2 by 2 by 43)	27 layers of 12
20-A	256	38 by 89 by 1400	(2 by 2 by 55)	16 layers of 16 on edge 1 top layer of 10 flat
30-A	324	38 by 89 by 1625	(2 by 4 by 64)	18 layers of 18 on edge 1 top layer of 12 flat
40-A	400	38 by 89 by 1750	(2 by 4 by 69)	20 layers of 20 on edge 1 top layer of 14 flat






Wood-panel construction and arrangement

Rating – class	Test panel size		No. 2 fuel oil (ASTM D396) applied		Excelsior windrow material	
	m	(ft)	Liters	(U.S. Gallons)	kg	(lb)
1-A	2.45 by 2.45	(8 by 8)	3.90	(1)	4.55	(10)
2-A	3.05 by 3.05	(10 by 10)	7.55	(2)	9.05	(20)
3-A	3.65 by 3.65	(12 by 12)	11.35	(3)	13.60	(30)
4-A	4.25 by 4.25	(14 by 14)	15.15	(4)	18.15	(40)
6-A	5.20 by 5.20	(17 by 17)	22.70	(6)	27.20	(60)








Summary

- UL Fire Test Requirements
- Operating Instructions
- Flammable Liquid Fire Test Method
- Wood Crib Fire Test Methods
- Wood Panel Fire Test Methods



Portable Fire Extinguishers in Occupational Safety and Health

NIST Workshop on the Use of Portable Fire Extinguishers in Nightclubs

January 17, 2006
Gaithersburg, MD

Mat Chibbaro, P.E.
Fire Protection Engineer
Directorate of Standards and Guidance
Occupational Safety and Health Administration



1910.157 – Portable Fire Extinguishers

Covers:

- Selection
- Distribution
- Inspection
- Maintenance
- Testing
- Training, & Education



1910.157 Not applicable if:

- Total evacuation policy
- Emergency Action Plan
- Fire Prevention plan
- Fire Extinguishers not available
- No other OSHA standard requires Fire Extinguishers



1910.157 Distribution Requirements N/A if:

- Emergency Action Plan in place
- Plan designates certain employees to use
- Plan requires others to evacuate



1910.157 & NFPA 10 Differences

- Class K not yet recognized
- 50' distance for class B hazards
- Employee training
 - ✓ Initial
 - ✓ annual



Related OSHA Standards

- 1910.38 - Emergency Action Plans
 - Applies when referenced
- 1910.39 – Fire Prevention Plans
 - Applies when referenced
 - Includes use of Fire Extinguishers
- 1910.156 – Fire Brigades
 - Includes equipment



Federal Citation Profile (Oct. '05 - Sep. '06)

# Cited	# Insp	\$Penalty	Industry Classification
628	496	166372	Division D/Manufacturing
154	112	50463	Division E/Transportation, Communications, Electric, Gas, And Sanitary Services
138	101	43578	Division I/Services
122	81	34851	Division G/Retail Trade
119	94	41201	Division F/Wholesale Trade
58	42	0	Division J/Public Administration
19	13	10635	Division B/Mining
19	16	2999	Division A/Agriculture, Forestry, And Fishing
16	10	7200	Division C/Construction
3	3	0	Division H/Finance, Insurance, And Real Estate

- SIC 5812 (eating) – 16 citations – 11 insp.
- SIC 5812 (drinking) – 1 citation – 1 insp.

OSHA Concerns

Safety of
employee/occupants



Safety of Fire
Extinguisher users



Training & Education



Thank You

Mat Chibbaro, P.E.
Directorate of Standards and Guidance
Occupational Safety and Health Administration

Chibbaro.mat@dol.gov